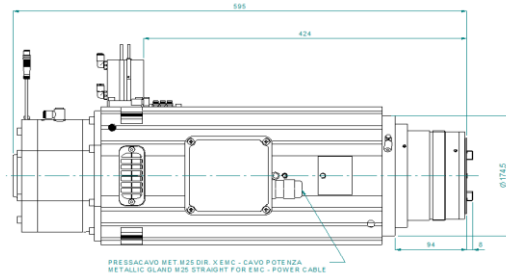
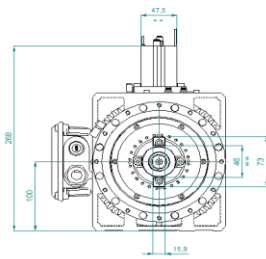
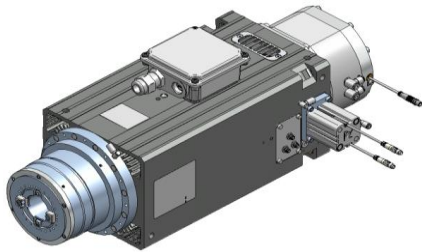
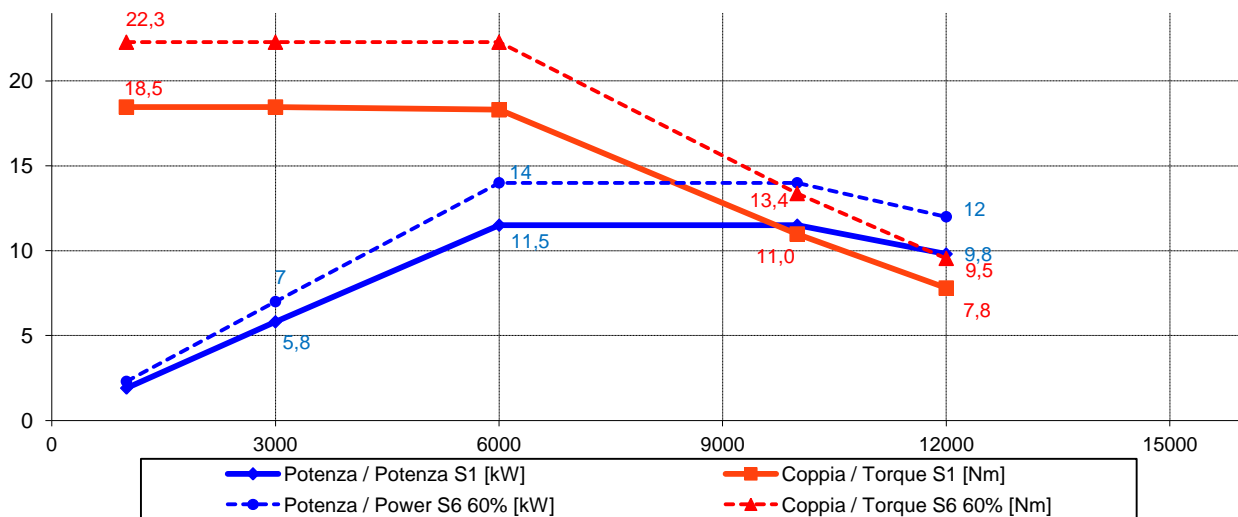




Electrospindle ATC 11.5kW 12.000 rpm GX-1 11.5/6 12 I40 V2 C.TEN



Prestazioni - Performances



Specifiche tecniche/ Technical Specifications

Tipologia elettromandrino / Electrospindle type

Attacco utensile / Tool interface

Velocità rotazione max / Max speed

Raffreddamento / cooling

Lubrificazione cuscinetti / Bearings lubrication

Connessione pneumatiche / Pneumatic connection

Potenza max. (S1 - S6) / Max. Power.(S1 - S6)

Coppia max. (S1 - S6) / Max. Torque (S1 - S6)

Corrente (S1 - S6) / Current (S1 - S6)

Tensione / Voltage

Rotazione / Rotation

Azionamento / Supply

Sensoristica / Sensors (connettori / plug-in connector M8)

Peso / Weight

Asincrono-4 poli / Asynchronous-4 poles

ISO 40

12000 rpm

Ventola calettata su albero / Fan fitted on the shaft

Grasso a vita / Grease long life

Sblocco uten. / Release. tool: Ø6 6-6,5 bar

Blocco/Lock tool: Ø6 6-6,5 bar

Pressurizzazione / Air seal.: Ø4 6-6,5 bar

Index albero (x2) / Shaft index (x2): Ø4 1.5-2 bar

Ingresso acqua per giunto/Joint water inlet : G1/4

11.5 kW @ 6000 rpm (S1) / 14 kW @ 6000 rpm (S6)

18.5 Nm (S1) / 22.3 Nm (S6)

24 A (S1) / 28 A (S6)

380 V

CW - CCW

Con inverter / By inverter

S1 Afferraggio utensile / S1 Tool lock

S2 Pinza aperta / S2 Open clamp

S3 Rotazione albero / S3 Spindle rotation

S5 Ritorno pistone / S5 Piston back

Index albero (x2) / Shaft index (x2)

65 kg